

Analysis instrument for determining the gas humidity in SF₆ gas Based on the chilled mirror technology Model GA40

WIKA data sheet SP 62.07

SF₆-Hygrometer

Applications

High-precision measurement of the humidity content (H₂O) in SF₆ gas-filled equipment

Special features

- Highest accuracy of ± 0.1 °C
- Automatic end value detection
- Dynamic Contamination Correction „DCC“
- Very fast measuring times
- USB interface for simple data transfer



Analysis instrument, model GA40

Description

The analysis instrument model GA40 is used for determining the humidity content in SF₆ gas with high accuracy. Due to the procedures of filling and servicing switchgear, a residual humidity in SF₆ gas is inevitable. However, the concentration of water molecules must be kept as low as possible for guaranteeing a faultless long-term operation of the equipment.

High precision

The GA40 is a high-end measuring instrument for determining the humidity concentration in SF₆ gas quickly, precisely and with repeatable accuracy. The DDC system (Dynamic Contamination Correction) prevents erroneous measurements due to a soiled mirror.

The GA40 controls the flow automatically and reproducibly. Thus erroneous measurements due to operating errors are virtually eliminated.

Even at the lowest dew point temperatures, the GA40 convinces with its performance and clearly stands out from conventional chilled mirror hygrometers. This is achieved by an adapted control of the cooling element, among other things.

Simple commissioning

Adapters (DN 8, DN 20) required for connecting the GA40 to the respective gas compartment are included in the scope of supply. The solid measuring tube has self-closing quick couplings on both sides in order to prevent the SF₆ gas from accidentally escaping into the atmosphere.

Environmentally friendly

The test gas can be intermediately stored at the outlet of the GA40 with a gas recovery bag so that the environmentally hazardous SF₆ gas does not escape into the surrounding atmosphere.

Once the recovery bag is full, the SF₆ gas can be pumped back into a gas cylinder using a model GTU-10 gas transfer unit and subsequently recycled or, depending on the gas quality, be reused directly.

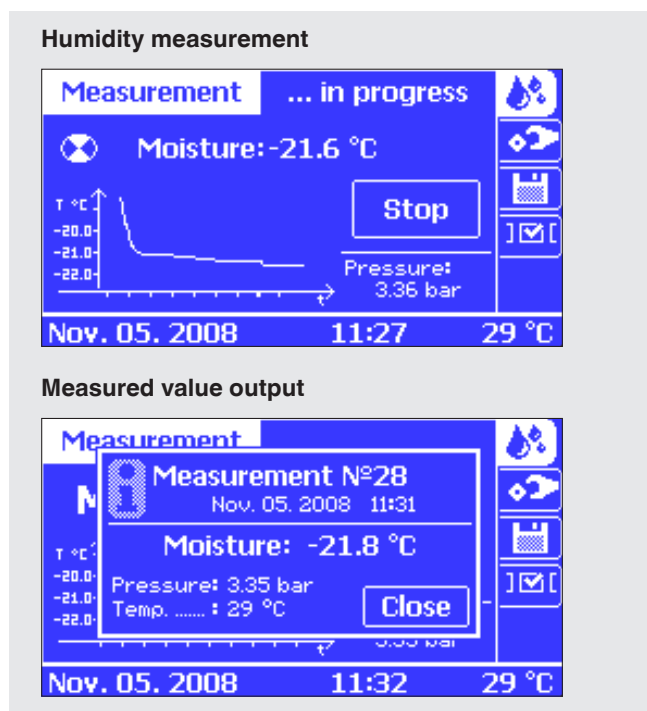
Simple data transfer

The internal memory enables the storage of 150 data records. The data can be transferred to a PC via an USB interface at any time.

Operating software

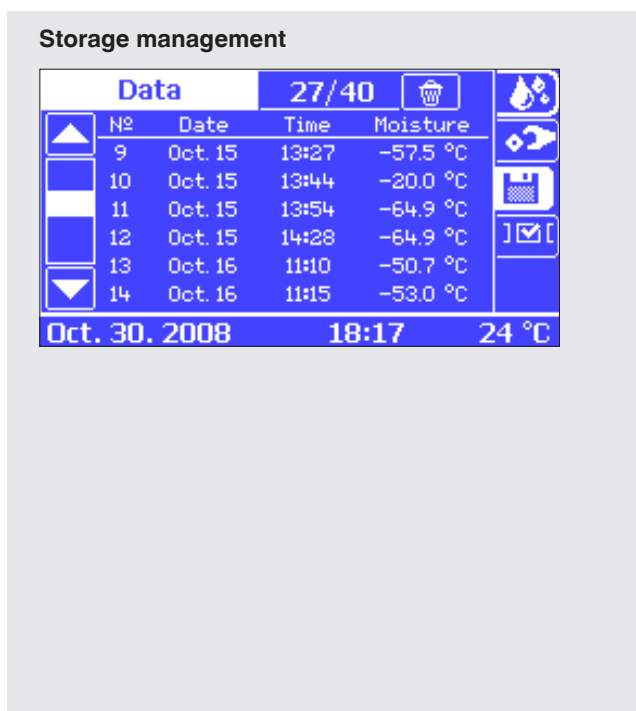
Clear illustration

The dew point temperature and the pressure of the test gas are clearly displayed during the measurement.



Storage of the measured values

Stored measurements are sorted by date and time. The measured values can be transferred to a PC with the provided software "SF₆ Hygroview".



Specifications

Measuring principle

Chilled mirror

Measuring range

-60 ... +20 °C dew point

Accuracy

±0.1 °C_{td}

Resolution

0.1 °C_{td}

Units

°C_{td}, °C_{tdpr} (at gas compartment pressure)

ppm_v, ppm_w

Pressure indication in bar, kPa or psi

Flow rate

25 litres/hour

Gas consumption

approx. 4.2 litres per measurement (at atmospheric pressure)

Inlet pressure

0.5 ... 14 bar (gaseous)

With automatic flow control

Control panels

Input via touchscreen

The 'Purge' button conducts the contents of the 4-metre-long measuring tube directly to the outlet. This should be carried out before each measurement.

Display

Touchscreen (240 x 128 pixel)

Voltage supply

AC 85 ... 265 V, 47/63 Hz, 100 VA

Temperatures

Storage: -20 ... +60 °C

Operation: -20 ... +55 °C



Dimensions

W x H x D: 410 x 190 x 460 mm

Weight

approx. 11 kg

Accessories

	Designation	Order no.
	Gas recovery bag, model GA45 For specifications see data sheet SP 62.08	14013015
	Inlet pressure control unit for gas analysis instruments Model GA05	14050089

Ordering information

Model / Accessories

© 2013 WIKA Alexander Wiegand SE & Co. KG, all rights reserved.
The specifications given in this document represent the state of engineering at the time of publishing.
We reserve the right to make modifications to the specifications and materials.

WIKA data sheet SP 62.07 · 04/2013

Page 3 of 3



WIKAI
WIKAI Alexander Wiegand SE & Co. KG
Alexander-Wiegand-Straße 30
63911 Klingenberg/Germany
Tel. (+49) 9372/132-0
Fax (+49) 9372/132-406
E-mail info@wika.de
www.wika.de